



دائرة اللوازم والمشتريات

عطاء رقم T32-2023.24

أجهزة وأدوات لتخصص البصريات

2023-2024



عطاء أجهزة وأدوات لتخصص البصريات

وثائق العطاء:

أ- الجزء الأول:

(1) دعوة العطاء

(2) الشروط والتعليمات التنظيمية للعطاء

(3) طريقة الدفع

ب- الجزء الثاني:

(1) جدول الكميات ومواصفات الفنية



الجزء الأول (1)

إعلان طرح عطاء رقم T32-2023.24

أجهزة وأدوات لتخصص البصريات

تدعو الجامعة العربية الأمريكية الشركات المختصة الى المشاركة في العطاء المذكور أعلاه. يمكن الاستفسار أو الحصول على وثائق العطاء من دائرة اللوازم والمشتريات في الجامعة/ مبنى الدوائر الإدارية الطابق الثاني، هاتف- 04 2418888- تحويلة 1488 فاكس 04 2510972 بريد الكتروني pnp@aaup.edu مقابل مبلغ غير مسترد مقداره (50) تدفع في إحدى البنوك المعتمدة وذلك اعتباراً من يوم (الاربعاء) الموافق 2024/5/1


ملاحظات :

1. تقديم عرضين: فني ومالي، وسيتم دراسة العروض فنياً ومالياً لاختيار العرض المناسب.
2. آخر موعد لتسليم العطاءات هو في تمام الساعة الثانية من يوم(الثلاثاء) 2024/5/21 ولنفس المكان.
3. يجب تقديم كفالة دخول عطاء 5% من قيمة العطاء على شكل كفالة بنكية أو شيك بنكي مصدق لصالح الجامعة العربية الأمريكية.
4. الأسعار (بالشيكل) وتشمل جميع الضرائب بما فيها ضريبة القيمة المضافة وعلى المورد تقديم الفواتير الضريبية وشهادة خصم المصدر.
5. الجامعة غير ملزمة بأقل الأسعار وبدون إبداء الأسباب.
6. رسوم الاعلان على من يرسو عليه العطاء.
7. بإمكانكم الاطلاع على النظام الداخلي لدائرة اللوازم والمشتريات من خلال زيارة صفحة الجامعة العربية الأمريكية على الانترنت. www.aaup.edu

الشروط والتعليمات التنظيمية للعبء

(2)

1. على جميع المشاركين في العبء الالتزام التام بهذه الشروط والتعليمات، وهي تعتبر جزءاً لا يتجزأ من أي أمر شراء أو عقد يبرم مع المشارك الفائز ما لم ينص صراحة على خلاف ذلك في أمر الشراء أو العقد.
2. في هذه الشروط والتعليمات يرمز إلى "الجامعة العربية الامريكية بالاختصار (AAUP).
3. يجب أن تكون الشركة المتقدمة للعبء مسجلة رسمياً ومشتغلاً مرخصاً.
4. تقدم الأسعار (بالشيكل) شاملاً لجميع الضرائب بما في ذلك ضريبة القيمة المضافة (VAT).
5. يلتزم المشارك الفائز بتقديم شهادات خصم المصدر والفواتير الضريبية اللازمة وأية مستندات قانونية أخرى تغطي عملية الشراء.
6. يجب أن تشمل الأسعار على جميع المصاريف المطلوبة من النقل والتركيب والتشغيل والفحص والصيانة والتدريب في المواقع المحددة في جدول المواصفات والكميات المرفق.
7. يجب أن تكون الأسعار المقدمة سارية المفعول لمدة لا تقل عن (90) يوماً من تاريخ تقديم العرض.
8. على المشارك الفائز تقديم كفالة حسن تنفيذ خلال أسبوع من تاريخ الاتفاقية بحيث تعادل (10%) من قيمة الاتفاقية على شكل كفالة بنكية صادرة عن إحدى البنوك العاملة في فلسطين أو شيك مصدق صادر لصالح "الجامعة العربية الامريكية".
9. إذا تخلف المناقص الفائز عن تقديم كفالة حسن التنفيذ عن الموعد المحدد في البند السابق فإنه يحق لـ (AAUP) إلغاء الإحالة.
10. إذا تخلف المناقص الفائز عن التوقيع على عقد التنفيذ و تسليم الكفالات والتأمينات المطلوبه منه خلال أسبوع من تاريخ قرار الاحالة، يعتبر مستنكفا عن تنفيذ العبء ويصادر مبلغ الكفالة أو التأمين دخول العبء بالاضافة الى ذلك يتحمل فرق السعر و/أو اي أضرار أخرى قد تلحق بالجامعة نتيجة استنكافه ويحرم من مشاركة في عطاءات الجامعة لمدة عام.
11. إذا تخلف المناقص الفائز عن تنفيذ العبء الذي احيل عليه او خالف شرطاً من شروط العقد يحق للجامعة مصادرة كفالة دخول العبء أو حسن التنفيذ أو جزء منها وتنفيذ العبء مباشرة من الجامعة أو اية جهة تراها مناسبة بالاسعار والشروط والطريقة المناسبة ويتحمل المناقص أي فروقات بالاسعار مضاف اليها 15% من اجمالي قيمة العبء.
12. يتحمل المناقص المتخلف دفع تعويض بدل اي عطل او ضرر قد يلحق بالجامعة نتيجة لذلك.



13. تعاد كفالة حسن التنفيذ بعد استكمال التوريد وجميع شروط العقد أو أوامر الشراء وبموجب الوثائق الأصولية اللازمة للاستلام.
14. على المشاركين في العطاء ارفاق كتالوجات عن المنتج.
15. يلتزم من يرسو عليه العطاء بدفع غرامة تأخير بواقع (0.1%) عن كل يوم تأخير من قيمة الأعمال المنجزة عن الوقت المحدد في الاتفاقية، ويتم احتساب هذه الغرامات من الدفعات المستحقة له أو من كفالة حسن التنفيذ.
16. يحق لـ (AAUP) إلغاء العطاء دون إبداء الأسباب كما أن (AAUP) غير ملزمة بإحالة العطاء على أقل العروض سعراً دون إبداء الأسباب. ولها أن ترفض كل أو بعض العروض المقدمة لها دون أن يكون لأي من المشاركين الحق في الرجوع إليها بأي خسارة أو ضرر ناجم عن تقديم عرضه ولا يترتب على (AAUP) أي التزامات مادية أو غير مادية مقابل ذلك، كما يحق لـ (AAUP) تجزئة العطاء بما تراه مناسباً ودون إبداء أسباب.
17. يلتزم من يرسو عليه العطاء بتقديم كفالة بنكية (صيانة) بقيمة (5%) من قيمة الأعمال المنجزة صالحة لمدة عام من تاريخ تسليم الأعمال.
18. على المشارك في العطاء تقديم عرضه على أساس المواصفات الفنية المبينة في وثائق العطاء وبموجب الكميات المحددة في جدول الكميات المرفق.
19. لا يجوز للمشارك في العطاء أن يتنازل لأي طرف آخر عن كل أو جزء من أمر الشراء دون الحصول على إذن خطي من (AAUP) مع الاحتفاظ بكامل حقوق (AAUP) وفقاً لشروط أمر الشراء.
20. عند دراسة العروض يؤخذ بعين الاعتبار كفاءة المناقص من الناحيتين المالية والفنية وقدرته على الوفاء بالتزامات العطاء وخبرته في تقديم اللوازم المطلوبة والسمعة التجارية والتسهيلات التي يقدمها ويجوز استبعاد عرضه لنقص كل أو بعض هذه المتطلبات.
21. لا تقبل العروض أو التعديلات التي ترد بعد التاريخ والموعد المحدد كآخر موعد لتقديم العروض.
22. يجب تعبئة جداول المواصفات المرفقة ولن ينظر بأي عرض لا يلتزم بتعبئة الجداول.

ملاحظات

- ❖ يسمح بتقديم عرضين اثنين فقط كحد أقصى لكل بند.
- ❖ يجب تقديم عرضي الاسعار الفني والمالي بنسختين: الأولى ورقية، والأخرى الكترونية (محوسبة).
- ❖ تقديم العرضين المالي والفني الورقيين بالطرف المختوم، مع ضرورة وضع ختم الشركة والتوقيع على كل الصفحات (للعرض المالي بالذات).
- ❖ قد تكون المواصفات مأخوذة من منتجات وعلامات تجارية معروفة ولكنها ليست إلزامية.



(3)

طريقة الدفع

خلال (90) يوماً من التوريد والقبول والاستلام النهائي، مقابل تقديم الكفالات المطلوبة.



الجزء الثاني1. جدول الكميات والمواصفات الفنية
أجهزة وأدوات لتخصص البصرياتجدول رقم (1) الأدوات والمستهلكات

No.	Product	Unit	Qty	Unit Price ILS	Total Price ILS
1.	HTS2-VT computerized Binocular Home Eye Exercise System	1	عدد		
2.	Tonometer Accessory	3	عدد		
3.	Rislay prism (hand held)	2	عدد		
4.	PAL Engraving Identifier Plus	1	عدد		
5.	Horizontal \$ vertical prism bars	2	عدد		
6.	Metal Distometer (Vertexometer)	1	عدد		
7.	Fresnel Prism Trial Set - 7 Ring Set (2PD-10PD)	1	عدد		
8.	Fresnel Prism Trial Set - 7 Ring Set (12PD-40PD)	1	عدد		
9.	loose prisms trial set	1	عدد		
10.	DITEST	1	عدد		
11.	Vergence facility prism on stick (1280/381)	2	عدد		
12.	Blue Light & UV Meter	1	عدد		
13.	Luxvision Drill Set/Cutting Tools	1	عدد		
14.	Pro Vision Therapy Starter System	1	عدد		
15.	H. Q. Refracting Prisms with Holders (3 different types-Cro	2	Each		
16.	RAF (ROYAL AIR FORCE RULE) CONVERGENCE RULE	1	عدد		
17.	Confirmation flipper set of 12	2	عدد		
18.	Scleral Lenses Fitting Set	1	عدد		



No.	Product	Unit	Qty	Unit Price ILS	Total Price ILS
19.	Blink liquid gel eye drops	20	bottle		
20.	Optokinetic Drum 10"	1	عدد		
21.	Flipper set with case	2	عدد		
22.	Lea vision test system starter kit for assessment & screenin	2	عدد		
23.	Lea Symbols Near Vision Card	3	عدد		
24.	Monocular Maddox Phoria Ruler	1	عدد		
25.	FranzBleau Anaglyph Rock	1	عدد		
26.	Pick Up Screwdriver Set	1	عدد		
27.	Nose Pad Kit	1	عدد		
28.	Optical Trays (Stackable)	1	عدد		
29.	Bernell Saccadic Sticks	1	عدد		
30.	Nickel Screw Kit	1	عدد		
31.	Erin's World Frames	1	عدد		
32.	Pads – Leap 3M Edging Pads Mr. Blue/Mr. Orange/Neksia/Delta/	1	عدد		
33.	Miltex Jeweler Style Forceps	1	عدد		
34.	Wolman Fusion Fixator	4	عدد		
35.	Lenses cleaning clothes	1	عدد		
36.	Brock String	1	عدد		
37.	Figures Anti suppression charts	4	عدد		
38.	Chappel Cutting Pliers	1	عدد		
39.	Accommodative Rock set	1	عدد		
40.	Bernell Life Save Cards	1	عدد		



No.	Product	Unit	Qty	Unit Price ILS	Total Price ILS
41.	lense template demo	1	عدد		
42.	Accomodative Rock Cards and set	1	عدد		
43.	Barrel convergence cards	1	عدد		
44.	Lewerenx accommodation maddox	1	عدد		
45.	Vertical Frame Storage Trays	1	عدد		
46.	Nylon Jaw Flat/Round Nose	1	عدد		
47.	Red Green Hart chart Accommodative rock set set	1	عدد		
48.	Semi Rimless Glasses Frame Eyeglasses Nylon Wires Assortment	1	عدد		
49.	Chain/Snipe Nose Pliers	1	عدد		
50.	Vergence Facility Prism on Stick (12 BO/ 3BI)	1	عدد		
51.	Spring Hinge Screws (Pkg. of 100)	1	عدد		
52.	Comfort grip handle for Brock string	3	عدد		
53.	white plastic pd rulers	1	عدد		
54.	Nosepad Screws (Pkg. of 100)	1	عدد		
55.	20 Reusable & Reversible Tags for Optical Trays	1	عدد		
56.	OEP Bernell VT starter Kit	1	عدد		
57.	ساعة توقيت (stop watch)	15	عدد		
Total					

في حالة وجود استفسار يرجى تزويدنا بها من خلال البريد الالكتروني للرد عليها pnnp@aaup.edu



1. جدول الكميات والمواصفات الفنية
أجهزة وأدوات لتخصص البصريات

جدول (2) الأجهزة

No.	Product	Qty	Unit Price ILS	Total Price ILS
1.	<i>Ophthalmology Slit Lamp</i>	2		
2.	<i>Full-Automated Optical Lens Edger with Tracer</i>	1		
3.	<i>Semi-Automated Optical Lens Edger</i>	2		
4.	<i>Ophthalmology Tonometer</i>	1		
5.	<i>Binocular Indirect Ophthalmoscope</i>	2		
6.	<i>Retinoscope/Ophthalmoscope</i>	2		
7.	<i>Automated Optical Lens Groover</i>	1		
8.	<i>Manual Lensmeter with Ink</i>	1		
9.	<i>Optical Lens Manual Column Drill</i>	1		
10.	<i>Optical Hand Edger</i>	1		
11.	<i>Optical Frames Heater</i>	1		
12.	<i>12 Digital Pupillometer-CRP</i>	1		
Total				

في حالة وجود استفسار يرجى تزويدنا بها من خلال البريد الإلكتروني للرد عليها pnnp@aaup.edu



Item #1: Ophthalmology Slit Lamp**Brand name.****3 years warranty, 10 years availability of spare parts.****Origin: USA, EURO, Japan.****General Features:**

- Optical Design:
Galilean optical system with converging binocular microscope.
- Magnification:
Typically 10x and 16x, with optional additional magnifications.
- Illumination Source:
Adjustable slit illumination with halogen or LED light source.
- Slit Width:
Continuously variable from 0 to 14 mm.
- Slit Length:
Continuously variable from 1 to 14 mm.
- Filters:
Blue, green, red-free, and yellow filters for various diagnostic purposes.
- Fixation Targets:
Built-in fixation targets for patient comfort and alignment.
- Chin Rest:
Height and angle adjustable for patient comfort and stability.
- Joystick Control:
Convenient joystick control for slit and illumination adjustments.
- Integrated Camera Mount:
Compatibility with digital imaging systems for documentation and telemedicine.

Optical System:

- Magnification Changer:
Manual or motorized magnification changer for quick adjustment.
- Convergence Angle:
Adjustable convergence angle for precise stereoscopic observation.
- Objective Lens:
A high-quality objective lens with an anti-reflective coating for optimal image clarity.
- Eyepieces:
Wide-field eyepieces with adjustable diopter for operator comfort.

Slit Illumination:

- Light Source:
Halogen or LED light source with adjustable brightness.
- Slit Width and Length:
Continuously adjustable slit width and length for versatile examination.
- Slit Angle:
Adjustable slit angle for optimal illumination and visualization.
- Filters:
Blue, green, red-free, and yellow filters for enhanced tissue contrast.

Patient Interface:

- Chin Rest:
An adjustable chin rest with forehead support for patient comfort and stability.
- Fixation Targets:
Built-in fixation targets for accurate patient alignment during examination.
- Headrest:
Height and angle adjustable headrest for operator comfort and ergonomic positioning.
- Joystick Control:



Intuitive joystick control for slit and illumination adjustments.

Additional Features:

- Integrated Imaging:
Compatibility with digital imaging systems for image capture and documentation.
- Motorized Functions:
Optional motorized functions for slit and illumination adjustments.
- Software Integration:
Integration with ophthalmic software for data management and analysis.
- Power Supply:
Compatibility with standard electrical outlets with voltage and frequency specifications.

❖ ملاحظة هامة: ستقوم الشركة التي يرسو عليها البند بتركيبه على وحدة بصريات من نوع (NIDEK) وتحمل الشركة كافة المتطلبات وما يلزم وأن يعمل بصورة صحيحة.

❖ السعر يشمل التوريد والتركيب ويجب أن يتم توضيح جميع متطلبات التركيب في عرض السعر من ملحقات ومتطلبات.

❖ *Kindly your offer will not be taken into consideration if you don't fill below table.*

Ophthalmology Slit Lamp	Yes/No	Comment
Manufacture	Manufacture	
Model	Model	
Origin: USA, EUPRE, japan.	Origin	
Delivery time	Weeks	
3 years Full warranty 10 years availability for spare parts	Yes/No	
General Features:		
Optical Design:	Yes/No	
Galilean optical system with converging binocular microscope.	Yes/No	
Magnification:	Yes/No	
Typically 10x and 16x, with optional additional magnifications.	Yes/No	
Illumination Source:		
Adjustable slit illumination with halogen or LED light source.	Yes/No	
Slit Width:	Yes/No	
Continuously variable from 0 to 14 mm.		
Slit Length:	Yes/No	
Continuously variable from 1 to 14 mm.	Yes/No	
Filters:	Yes/No	
Blue, green, red-free, and yellow filters for various diagnostic purposes.	Yes/No	
Fixation Targets:	Yes/No	



Ophthalmology Slit Lamp	Yes/No	Comment
Built-in fixation targets for patient comfort and alignment.		
Chin Rest:	Yes/No	
Height and angle adjustable for patient comfort and stability.	Yes/No	
Joystick Control:	Yes/No	
Convenient joystick control for slit and illumination adjustments.	Yes/No	
Integrated Camera Mount:	Yes/No	
Compatibility with digital imaging systems for documentation and telemedicine.	Yes/No	
<u>Optical System:</u>		
Magnification Changer:	Yes/No	
Manual or motorized magnification changer for quick adjustment.	Yes/No	
Convergence Angle:		
Adjustable convergence angle for precise stereoscopic observation.	Yes/No	
Objective Lens:	Yes/No	
A high-quality objective lens with an anti-reflective coating for optimal image clarity.	Yes/No	
Eyepieces:	Yes/No	
Wide-field eyepieces with adjustable diopter for operator comfort.		
<u>Slit Illumination:</u>		
Light Source:	Yes/No	
Halogen or LED light source with adjustable brightness.	Yes/No	
Slit Width and Length:	Yes/No	
Continuously adjustable slit width and length for versatile examination.	Yes/No	
Slit Angle:	Yes/No	
Adjustable slit angle for optimal illumination and visualization.	Yes/No	
Filters:	Yes/No	
Blue, green, red-free, and yellow filters for enhanced tissue contrast.	Yes/No	
<u>Patient Interface:</u>		
Chin Rest:		
An adjustable chin rest with forehead support for patient comfort and stability.	Yes/No	
Fixation Targets:	Yes/No	



Ophthalmology Slit Lamp	Yes/No	Comment
Built-in fixation targets for accurate patient alignment during examination.	Yes/No	
Headrest:	Yes/No	
Height and angle adjustable headrest for operator comfort and ergonomic positioning.	Yes/No	
Joystick Control:	Yes/No	
Intuitive joystick control for slit and illumination adjustments.		
Additional Features:	Yes/No	
Integrated Imaging:	Yes/No	
Compatibility with digital imaging systems for image capture and documentation.		
Motorized Functions:	Yes/No	
Optional motorized functions for slit and illumination adjustments.	Yes/No	
Software Integration:	Yes/No	
Integration with ophthalmic software for data management and analysis.	Yes/No	
Power Supply:		
Compatibility with standard electrical outlets with voltage and frequency specifications.	Yes/No	
The company awarded the contract will install it on a (NIDEK) refraction unit and will assume all the requirements and necessary measures for it to operate properly.	Yes/No	
ملاحظة هامة: ستقوم الشركة التي يرسو عليها البند بتركيبه على وحدة بصريات من نوع (NIDEK) وتتحمل الشركة كافة المتطلبات وما يلزم وأن يعمل بصورة صحيحة	Yes/No	
The price includes installation and team training on-site.	Yes/No	
Date of manufacture of the machine not less than 2024	Yes/No	
Your warranty must include all spare parts and labor.	Yes/No	
Your warranty includes at least two visits at least (preventive maintenance) onsite for each year's warranty from the installation date.	Yes/No	
10 years Warranty for spare parts Availability from date of instillation	Yes/No	
Service & and operation manuals and spare parts list are included	Yes/No	



Item #2: Full-Automated Optical Lens Edger with Tracer

3 years warranty, 10 years availability of spare parts.

Origin: Brand name USA, EURO, Japan

General Specifications:

- Designed for use in ophthalmology labs at medical faculties.
- Full-automatic operation with integrated tracer for streamlined lens processing.

Lens Edging Process:

- Automatically edges optical lenses to precise specifications for fitting into frames.
- Able to edge a wide range of lens materials including plastic, glass, and polycarbonate.
- Beveling, grooving, and polishing capabilities for various lens shapes and styles.

Tracer Functionality:

- Integrated tracer for accurate mapping and measurement of lens shape and size.
- Ensures precise edging and fitting of lenses into frames.

Edging Modes:

- Fully automatic mode for hands-free operation and consistent results.
- Manual mode for optional input and control over edging parameters.

Lens Measurement:

- Tracer-based measurement system for accurate sizing and shaping of lenses.
- Digital display for easy visualization of measurement data.

Edging Speed:

- Variable speed settings to accommodate different lens materials and edging requirements.
- High-speed edging capabilities for increased productivity.

Water Cooling System:

- Built-in water cooling system to prevent overheating during the edging process.
- Efficient water circulation to maintain optimal operating temperature.

Safety Features:

- Safety interlocks and guards to prevent accidents and ensure operator safety.
- Emergency stop button for immediate cessation of operation if necessary.

Compatibility:

- Compatible with a wide range of lens types, sizes, and prescriptions.
- Able to handle both single-vision and multifocal lenses.



Accessories:

- Includes edging blocks, polishing pads, and other accessories for lens edging.
- Optional accessories such as drill bits and grooving wheels are available for specialized edging tasks.

Software Integration:

- Connectivity options for integration with lab management software for seamless workflow management.
- USB or Ethernet connectivity for data transfer and remote diagnostics.

Power Requirements:

- Standard electrical power requirements compatible with laboratory power sources.
- Energy-efficient design for cost-effective operation.

Support:

- Comprehensive technical support and training are provided for users.
- Availability of spare parts and service technicians for ongoing maintenance and repair.
- ومتطلبات غير ذلك السعر يشمل التوريد والتركيب ويجب أن يتم توضيح جميع متطلبات التركيب في عرض السعر من ملحقات المورد ملزم بأية مصاريف أو أعمال يحتاجها الجهاز.

❖ Kindly your offer will not be taken into consideration if you don't fill in the table below.

Full-Automated Optical Lens Edger with Tracer	Yes/No	Comment
Manufacture	Manufacture	
Model	Model	
Origin	Origin	
Delivery time	Delivery time	
3 years warranty	Yes/No	
General Specifications:		
Designed for use in ophthalmology labs at medical faculties.	Yes/No	
Full-automatic operation with integrated tracer for streamlined lens processing.	Yes/No	
Lens Edging Process:	Yes/No	
Automatically edges optical lenses to precise specifications for fitting into frames.		
Able to edge a wide range of lens materials including plastic, glass, and polycarbonate.	Yes/No	
Beveling, grooving, and polishing capabilities for various lens shapes and styles.	Yes/No	



Full-Automated Optical Lens Edger with Tracer	Yes/No	Comment
Tracer Functionality:	Yes/No	
Integrated tracer for accurate mapping and measurement of lens shape and size.		
Ensures precise edging and fitting of lenses into frames.	Yes/No	
Edging Modes:		
Fully automatic mode for hands-free operation and consistent results.	Yes/No	
Manual mode for optional input and control over edging parameters.	Yes/No	
Lens Measurement:		
Tracer-based measurement system for accurate sizing and shaping of lenses.	Yes/No	
Digital display for easy visualization of measurement data.	Yes/No	
Edging Speed:		
Variable speed settings to accommodate different lens materials and edging requirements.	Yes/No	
High-speed edging capabilities for increased productivity.	Yes/No	
Water Cooling System:		
Built-in water cooling system to prevent overheating during the edging process.	Yes/No	
Efficient water circulation to maintain optimal operating temperature.	Yes/No	
Safety Features:		
Safety interlocks and guards to prevent accidents and ensure operator safety.	Yes/No	
Emergency stop button for immediate cessation of operation if necessary.	Yes/No	
Compatibility:		
Compatible with a wide range of lens types, sizes, and prescriptions.	Yes/No	
Able to handle both single-vision and multifocal lenses.	Yes/No	
Accessories:		
Includes edging blocks, polishing pads, and other accessories for lens edging.	Yes/No	
Optional accessories such as drill bits and grooving wheels are available for specialized edging tasks.	Yes/No	
Software Integration:		
Connectivity options for integration with lab management software for seamless workflow management.	Yes/No	
USB or Ethernet connectivity for data transfer and remote diagnostics.	Yes/No	
Power Requirements:		



Full-Automated Optical Lens Edger with Tracer	Yes/No	Comment
Standard electrical power requirements compatible with laboratory power sources.	Yes/No	
Energy-efficient design for cost-effective operation.	Yes/No	
Support:		
Comprehensive technical support and training are provided for users.	Yes/No	
Availability of spare parts and service technicians for ongoing maintenance and repair	Yes/No	
User's and service manual.	Yes/No	
The price includes installation and team training on-site.	Yes/No	
Date of manufacture of the machine not less than 2024	Yes/No	
References in Palestine are Attached to your offer	Yes/No	
3 years warranty	Yes/No	
10 years availability for spare parts	Yes/No	



Item #3: Semi-Automated Optical Lens Edger**3 years warranty, 10 years availability of spare parts.****Origin: Brand name USA, EURO, Japan****General Specifications:**

- Designed for use in ophthalmology labs at medical faculties.
- Semi-automatic operation for efficient lens edging.
- Compact and ergonomic design for space-saving and user comfort.

Lens Edging Process:

- Edges optical lenses to precise specifications for fitting into frames.
- Able to edge a wide range of lens materials including plastic, glass, and polycarbonate.
- Beveling, grooving, and polishing capabilities for various lens shapes and styles.

Edging Modes:

- Semi-automatic mode for manual input and control over edging parameters.

Lens Measurement:

- Manual measurement system for sizing and shaping of lenses.
- Digital display for easy visualization of measurement data.

Edging Speed:

- Semi-automatic mode for manual input and control over edging parameters.
- Allows for hands-on adjustment and customization of edging process.

Water Cooling System:

- Built-in water cooling system to prevent overheating during the edging process.
- Efficient water circulation to maintain optimal operating temperature.

Safety Features:

- Safety interlocks and guards to prevent accidents and ensure operator safety.
- Emergency stop button for immediate cessation of operation if necessary.

Compatibility:

- Compatible with a wide range of lens types, sizes, and prescriptions.
- Able to handle both single-vision and multifocal lenses.

Accessories:

- Includes edging blocks, polishing pads, and other accessories for lens edging.
- Optional accessories such as drill bits and grooving wheels are available for specialized edging tasks.

Software Integration:

- Connectivity options for integration with lab management software for seamless workflow management.
- USB or Ethernet connectivity for data transfer and remote diagnostics.

Power Requirements:

- Standard electrical power requirements compatible with laboratory power sources.
- Energy-efficient design for cost-effective operation.

Support:

- Comprehensive technical support and training are provided for users.
- Availability of spare parts and service technicians for ongoing maintenance and repair.

• السعر يشمل التوريد والتكيب ويجب أن يتم توضيح جميع متطلبات التركيب في عرض السعر من ملحقات ومتطلبات غير ذلك المورد ملزم بأية مصاريف أو أعمال يحتاجها الجهاز.

❖ *Kindly your offer will not be taken into consideration if you don't fill in the table below.*



Semi-Automated Optical Lens Edger	Yes/No	Comment
Manufacture	Manufacture	
Model	Model	
Origin	Origin	
Delivery time	Delivery time	
3 years warranty	Yes/No	
General Specifications:		
Designed for use in ophthalmology labs at medical faculties.	Yes/No	
Semi-automatic operation for efficient lens edging.	Yes/No	
Compact and ergonomic design for space-saving and user comfort.	Yes/No	
Lens Edging Process:		
Edges optical lenses to precise specifications for fitting into frames.	Yes/No	
Able to edge a wide range of lens materials including plastic, glass, and polycarbonate.	Yes/No	
Beveling, grooving, and polishing capabilities for various lens shapes and styles.	Yes/No	
Edging Modes:		
Semi-automatic mode for manual input and control over edging parameters.	Yes/No	
Lens Measurement:		
Manual measurement system for sizing and shaping of lenses.	Yes/No	
Digital display for easy visualization of measurement data.	Yes/No	
Edging Speed:		
Semi-automatic mode for manual input and control over edging parameters.	Yes/No	
Allows for hands-on adjustment and customization of edging process.	Yes/No	
Water Cooling System:		
Built-in water cooling system to prevent overheating during the edging process.	Yes/No	
Efficient water circulation to maintain optimal operating temperature.	Yes/No	
Safety Features:		
Safety interlocks and guards to prevent accidents and ensure operator safety.	Yes/No	
Emergency stop button for immediate cessation of operation if necessary.	Yes/No	
Compatibility:		
Compatible with a wide range of lens types, sizes, and prescriptions.	Yes/No	



Semi-Automated Optical Lens Edger	Yes/No	Comment
Able to handle both single-vision and multifocal lenses.	Yes/No	
Accessories:		
Includes edging blocks, polishing pads, and other accessories for lens edging.	Yes/No	
Optional accessories such as drill bits and grooving wheels are available for specialized edging tasks.	Yes/No	
Software Integration:		
Connectivity options for integration with lab management software for seamless workflow management.	Yes/No	
USB or Ethernet connectivity for data transfer and remote diagnostics.	Yes/No	
Power Requirements:		
Standard electrical power requirements compatible with laboratory power sources.	Yes/No	
Energy-efficient design for cost-effective operation.	Yes/No	
Support:		
Comprehensive technical support and training are provided for users.	Yes/No	
Availability of spare parts and service technicians for ongoing maintenance and repair.	Yes/No	
User's and service manual.	Yes/No	
The price includes installation and team training on-site.	Yes/No	
Date of manufacture of the machine not less than 2024	Yes/No	
References in Palestine are Attached to your offer	Yes/No	
3 years warranty	Yes/No	
10 years availability for spare parts	Yes/No	



Item #4: Ophthalmology Tonometer

3 years warranty, 10 years availability of spare parts.

Origin: Brand name USA, EURO, Japan

General Specifications:

- Designed for use in ophthalmology labs at medical faculties.
- Measures intraocular pressure (IOP) for glaucoma screening and monitoring.

Measurement Method:

- Utilizes contact or non-contact tonometry method for IOP measurement.
- Provides accurate and reliable readings for patient diagnosis and treatment.

Measurement Range:

- Wide measurement range to accommodate varying IOP levels.
- Capable of measuring IOP from normal to elevated levels.

Measurement Accuracy:

- High accuracy and precision in IOP measurement.
- Provides consistent and reproducible results for clinical evaluation.

Measurement Speed:

- Rapid measurement speed for efficient patient throughput.
- Minimizes patient discomfort and wait times during examinations.

User Interface:

- Intuitive user interface for easy operation by healthcare professionals.
- Clear display of measurement results for quick interpretation.

Data Management:

- Ability to store and retrieve patient measurement data for record-keeping.

Portability:

- Compact and lightweight design for easy transport between examination rooms.
- Suitable for use in both stationary and mobile ophthalmology settings.

Power Source:

- Compatible with standard electrical power sources.
- Optionally battery-powered for added flexibility in usage.

Safety Features:

- Built-in safety mechanisms to prevent eye injury during tonometry.
- Ergonomic design for patient comfort and ease of use.

Accessories:

- Includes disposable or reusable tonometer probes for hygienic use.
- Optional accessories such as calibration tools and carrying cases available.

Support:

- Comprehensive technical support and training are provided for users.



- Availability of spare parts and service technicians for ongoing maintenance and repair.
- السعر يشمل التوريد والتركيب ويجب أن يتم توضيح جميع متطلبات التركيب في عرض السعر من ملحقات ومتطلبات غير ذلك المورد ملزم بأية مصاريف أو أعمال يحتاجها الجهاز.

❖ *Kindly your offer will not be taken into consideration if you don't fill in the table below.*

Ophthalmology Tonometer	Yes/No	Comment
Manufacture	Manufacture	
Model	Model	
Origin	Origin	
Delivery time	Delivery time	
3 years warranty	Yes/No	
General Specifications:		
Designed for use in ophthalmology labs at medical faculties.	Yes/No	
Measures intraocular pressure (IOP) for glaucoma screening and monitoring.	Yes/No	
Measurement Method:		
Utilizes contact or non-contact tonometry method for IOP measurement.	Yes/No	
Provides accurate and reliable readings for patient diagnosis and treatment.	Yes/No	
Measurement Range:		
Wide measurement range to accommodate varying IOP levels.	Yes/No	
Capable of measuring IOP from normal to elevated levels.	Yes/No	
Measurement Accuracy:		
High accuracy and precision in IOP measurement.	Yes/No	
Provides consistent and reproducible results for clinical evaluation.	Yes/No	
Measurement Speed:		
Rapid measurement speed for efficient patient throughput.	Yes/No	
Minimizes patient discomfort and wait times during examinations.	Yes/No	
User Interface:		
Intuitive user interface for easy operation by healthcare professionals.	Yes/No	
Clear display of measurement results for quick interpretation.	Yes/No	
Data Management:		
Ability to store and retrieve patient measurement data for record-keeping.	Yes/No	



Ophthalmology Tonometer	Yes/No	Comment
Portability:		
Compact and lightweight design for easy transport between examination rooms.	Yes/No	
Suitable for use in both stationary and mobile ophthalmology settings.	Yes/No	
Power Source:		
Compatible with standard electrical power sources.	Yes/No	
Optionally battery-powered for added flexibility in usage.	Yes/No	
Safety Features:		
Built-in safety mechanisms to prevent eye injury during tonometry.	Yes/No	
Ergonomic design for patient comfort and ease of use.	Yes/No	
Accessories:		
Includes disposable or reusable tonometer probes for hygienic use.	Yes/No	
Optional accessories such as calibration tools and carrying cases available.	Yes/No	
Support:		
Comprehensive technical support and training are provided for users.	Yes/No	
Availability of spare parts and service technicians for ongoing maintenance and repair.	Yes/No	
General Specifications:	Yes/No	
User's and service manual.	Yes/No	
The price includes installation and team training on-site.	Yes/No	
Date of manufacture of the machine not less than 2024	Yes/No	
References in Palestine are Attached to your offer	Yes/No	
3 years warranty	Yes/No	
10 years availability for spare parts	Yes/No	



Item #5: Binocular Indirect Ophthalmoscope

3 years warranty, 10 years availability of spare parts.

Origin: Brand name USA, EURO, Japan

General Specifications:

- Designed for use in ophthalmology labs at medical faculties.
- Facilitates examination of the fundus and retina for diagnostic purposes.

Optical System:

- High-quality optics for clear and detailed visualization of the fundus.
- Precision lenses and mirrors ensure accurate examination results.

Magnification Range:

- Adjustable magnification range for optimal visualization of different eye conditions.
- Provides enhanced visualization of retinal structures and abnormalities.

Field of View:

- Wide field of view for a comprehensive examination of the entire fundus.
- Allows for detailed assessment of peripheral retina and pathology.

Light Source:

- Bright and uniform illumination for consistent fundus visualization.
- Adjustable brightness levels to suit individual patient comfort and pathology.

Filters:

- Interchangeable filters for enhanced contrast and visualization of specific retinal features.
- Includes green, cobalt blue, and red-free filters for versatile examination options.

Pupil Size Adjustment:

- Adjustable pupil size settings to accommodate varying patient pupil diameters.
- Ensures optimal illumination and visualization regardless of pupil size.

Comfort and Ergonomics:

- Lightweight and ergonomic design for comfortable use during prolonged examinations.
- Adjustable headband and eyepiece positioning for personalized fit and comfort.

Integrated Accessories:

- Includes forehead rest and focusing wheel for convenient operation.
- Optional accessories such as scleral depressors and lenses are available for specialized examinations.

Portability:

- Compact and portable design for easy transport between examination rooms.
- Suitable for use in both stationary and mobile ophthalmology settings.

Power Source:

- Compatible with standard electrical power sources.
- Optionally battery-powered for added flexibility in usage.

Support:

- Comprehensive technical support and training are provided for users.



- Availability of spare parts and service technicians for ongoing maintenance and repair.
- السعر يشمل التوريد والتركيب ويجب أن يتم توضيح جميع متطلبات التركيب في عرض السعر من ملحقات ومتطلبات غير ذلك المورد ملزم بأية مصاريف أو أعمال يحتاجها الجهاز.

❖ Kindly your offer will not be taken into consideration if you don't fill in the table below.

Binocular Indirect Ophthalmoscope	Yes/No	Comment
Manufacture	Manufacture	
Model	Model	
Origin	Origin	
Delivery time	Delivery time	
3 years warranty	Yes/No	
General Specifications:		
Designed for use in ophthalmology labs at medical faculties.	Yes/No	
Facilitates examination of the fundus and retina for diagnostic purposes.	Yes/No	
Optical System:		
High-quality optics for clear and detailed visualization of the fundus.	Yes/No	
Precision lenses and mirrors ensure accurate examination results.	Yes/No	
Magnification Range:		
Adjustable magnification range for optimal visualization of different eye conditions.	Yes/No	
Provides enhanced visualization of retinal structures and abnormalities.	Yes/No	
Field of View:		
Wide field of view for comprehensive examination of the entire fundus.	Yes/No	
Allows for detailed assessment of peripheral retina and pathology.	Yes/No	
Light Source:		
Bright and uniform illumination for consistent fundus visualization.	Yes/No	
Adjustable brightness levels to suit individual patient comfort and pathology.	Yes/No	
Filters:		
Interchangeable filters for enhanced contrast and visualization of specific retinal features.	Yes/No	
Includes green, cobalt blue, and red-free filters for versatile examination options.	Yes/No	
Pupil Size Adjustment:		
Adjustable pupil size settings to accommodate varying patient pupil diameters.	Yes/No	



Binocular Indirect Ophthalmoscope	Yes/No	Comment
Ensures optimal illumination and visualization regardless of pupil size.	Yes/No	
Comfort and Ergonomics:		
Lightweight and ergonomic design for comfortable use during prolonged examinations.	Yes/No	
Adjustable headband and eyepiece positioning for personalized fit and comfort.	Yes/No	
Integrated Accessories:		
Includes forehead rest and focusing wheel for convenient operation.	Yes/No	
Optional accessories such as scleral depressors and lenses available for specialized examinations.	Yes/No	
Portability:		
Compact and portable design for easy transport between examination rooms.	Yes/No	
Suitable for use in both stationary and mobile ophthalmology settings.	Yes/No	
Power Source:		
Compatible with standard electrical power sources.	Yes/No	
Optionally battery-powered for added flexibility in usage.	Yes/No	
Support:		
Comprehensive technical support and training are provided for users.	Yes/No	
Availability of spare parts and service technicians for ongoing maintenance and repair.	Yes/No	
User's and service manual.	Yes/No	
The price includes installation and team training on-site.	Yes/No	
Date of manufacture of the machine not less than 2024	Yes/No	
References in Palestine are Attached to your offer	Yes/No	
10 years availability for spare parts	Yes/No	



Item #6: Retinoscope/Ophthalmoscope**3 years warranty, 10 years availability of spare parts.****Origin: Brand name USA, EURO, Japan****General Specifications:**

- Designed for use in ophthalmology labs at medical faculties.
- Dual-purpose instrument combining retinoscopy and ophthalmoscopy functionalities.

Retinoscope Function:

- Utilizes a retinoscope for objective refraction assessment.
- Adjustable brightness and beam width for accurate retinal reflex examination.
- Enables determination of refractive error and assessment of ocular health.

Ophthalmoscope Function:

- Incorporates an ophthalmoscope for direct examination of the fundus.
- Provides detailed visualization of retinal structures and pathology.
- Adjustable aperture settings for versatile examination options.

Light Source:

- Bright and focused illumination for both retinoscopy and ophthalmoscopy.
- White and/or halogen light sources for optimal tissue visualization.
- Adjustable brightness levels to suit individual patient comfort and pathology.

Lenses:

- Interchangeable lenses for accurate retinoscopic assessment.
- Includes spherical and cylindrical lenses for refractive error measurement.
- Provides versatility in performing objective refraction tests.

Filters:

- Interchangeable filters for enhanced contrast and visualization of specific retinal features.
- Includes green, cobalt blue, and red-free filters for versatile examination options.

Pupil Size Adjustment:

- Adjustable aperture settings to accommodate varying patient pupil diameters.
- Ensures optimal illumination and visualization regardless of pupil size.

Comfort and Ergonomics:

- Lightweight and ergonomic design for comfortable use during prolonged examinations.
- Adjustable headband and eyepiece positioning for personalized fit and comfort.

Integrated Accessories:

- Includes forehead rest and focusing wheel for convenient operation.
- Optional accessories such as scleral depressors and lenses available for specialized examinations.

Portability:

- Compact and portable design for easy transport between examination rooms.
- Suitable for use in both stationary and mobile ophthalmology settings.

Power Source:

- Compatible with standard electrical power sources.




- Optionally battery-powered for added flexibility in usage.

Support:

- Comprehensive technical support and training provided for users.
- Availability of spare parts and service technicians for ongoing maintenance and repair.
- ومتطلبات غير ذلك السعر يشمل التوريد والتركيب ويجب أن يتم توضيح جميع متطلبات التركيب في عرض السعر من ملحقات المورد ملزم بأية مصاريف أو أعمال يحتاجها الجهاز.

❖ *Kindly your offer will not be taken into consideration if you don't fill in the table below.*

Retinoscope/Ophthalmoscope	Yes/No	Comment
Manufacture	Manufacture	
Model	Model	
Origin	Origin	
Delivery time	Delivery time	
3 years warranty	Yes/No	
General Specifications:		
Designed for use in ophthalmology labs at medical faculties.	Yes/No	
A dual-purpose instrument combining retinoscopy and ophthalmoscopy functionalities.	Yes/No	
Retinoscope Function:		
Utilizes a retinoscope for objective refraction assessment.	Yes/No	
Adjustable brightness and beam width for accurate retinal reflex examination.	Yes/No	
Enables determination of refractive error and assessment of ocular health.	Yes/No	
Ophthalmoscope Function:		
Incorporates an ophthalmoscope for direct examination of the fundus.	Yes/No	
Provides detailed visualization of retinal structures and pathology.	Yes/No	
Adjustable aperture settings for versatile examination options.	Yes/No	
Light Source:		
Bright and focused illumination for both retinoscopy and ophthalmoscopy.	Yes/No	
White and/or halogen light sources for optimal tissue visualization.	Yes/No	
Adjustable brightness levels to suit individual patient comfort and pathology.	Yes/No	
Lenses:		
Interchangeable lenses for accurate retinoscopic assessment.	Yes/No	



Retinoscope/Ophthalmoscope	Yes/No	Comment
Includes spherical and cylindrical lenses for refractive error measurement.	Yes/No	
Provides versatility in performing objective refraction tests.	Yes/No	
Filters:		
Interchangeable filters for enhanced contrast and visualization of specific retinal features.	Yes/No	
Includes green, cobalt blue, and red-free filters for versatile examination options.	Yes/No	
Pupil Size Adjustment:		
Adjustable aperture settings to accommodate varying patient pupil diameters.	Yes/No	
Ensures optimal illumination and visualization regardless of pupil size.	Yes/No	
Comfort and Ergonomics:		
Lightweight and ergonomic design for comfortable use during prolonged examinations.	Yes/No	
Adjustable headband and eyepiece positioning for personalized fit and comfort.	Yes/No	
Integrated Accessories:		
Includes forehead rest and focusing wheel for convenient operation.	Yes/No	
Optional accessories such as scleral depressors and lenses available for specialized examinations.	Yes/No	
Portability:		
Compact and portable design for easy transport between examination rooms.	Yes/No	
Suitable for use in both stationary and mobile ophthalmology settings.	Yes/No	
Power Source:		
Compatible with standard electrical power sources.	Yes/No	
Optionally battery-powered for added flexibility in usage.	Yes/No	
Support:		
Comprehensive technical support and training provided for users.	Yes/No	
Availability of spare parts and service technicians for ongoing maintenance and repair.	Yes/No	
User's and service manual.	Yes/No	
The price includes installation and team training on-site.	Yes/No	
Date of manufacture of the machine not less than 2024	Yes/No	
References in Palestine are Attached to your offer	Yes/No	
10 years availability for spare parts	Yes/No	



Item #7: Automated Optical Lens Groover

3 years warranty, 10 years availability of spare parts.

Origin: Brand name USA, EURO, Japan

General Specifications:

- Designed for use in ophthalmology labs at medical faculties.
- Automates the process of grooving optical lenses for insertion into eyeglass frames.

Grooving Process:

- Utilizes automated machinery to create precise grooves on optical lenses.
- Accommodates various lens materials, including plastic, polycarbonate, and glass.
- Offers customizable groove parameters such as width, depth, and positioning.

Cutting Mechanism:

- Incorporates diamond or carbide cutting tools for high precision and durability.
- Ensures clean and accurate grooves without damaging lens integrity.
- Adjustable cutting speed and pressure settings for optimal results.

Lens Compatibility:

- Compatible with single-vision, bifocal, and progressive lenses.
- Supports a wide range of lens sizes and shapes, including spherical and aspheric designs.
- Handles lenses with different base curves and thicknesses.

Control System:

- Features an intuitive user interface for easy operation and programming.
- Allows for manual adjustment of groove parameters or selection of pre-programmed settings.
- Provides real-time feedback and monitoring of the grooving process.

Safety Features:

- Incorporates safety guards and sensors to prevent accidents and protect operators.
- Automatically shuts off in case of abnormal conditions or malfunctions.
- Complies with relevant safety standards and regulations.

Integration Options:

- Compatible with digital lens processing systems for seamless integration into lab workflows.
- Offers connectivity options for data exchange and remote monitoring.

Maintenance and Support:

- Requires minimal maintenance and routine cleaning to ensure optimal performance.
- Comprehensive technical support and training are provided for users.
- Availability of spare parts and service technicians for ongoing maintenance and repair.



- السعر يشمل التوريد والتركيب ويجب أن يتم توضيح جميع متطلبات التركيب في عرض السعر من ملحقات ومتطلبات غير ذلك المورد ملزم بأية مصاريف أو أعمال يحتاجها الجهاز.

❖ Kindly your offer will not be taken into consideration if you don't fill in the table below.

Automated Optical Lens Groover	Yes/No	Comment
Manufacture	Manufacture	
Model	Model	
Origin	Origin	
Delivery time	Delivery time	
3 years warranty	Yes/No	
General Specifications:		
Designed for use in ophthalmology labs at medical faculties.	Yes/No	
Automates the process of grooving optical lenses for insertion into eyeglass frames.	Yes/No	
Grooving Process:		
Utilizes automated machinery to create precise grooves on optical lenses.	Yes/No	
Accommodates various lens materials, including plastic, polycarbonate, and glass.	Yes/No	
Offers customizable groove parameters such as width, depth, and positioning.	Yes/No	
Cutting Mechanism:		
Incorporates diamond or carbide cutting tools for high precision and durability.	Yes/No	
Ensures clean and accurate grooves without damaging lens integrity.	Yes/No	
Adjustable cutting speed and pressure settings for optimal results.	Yes/No	
Lens Compatibility:		
Compatible with single-vision, bifocal, and progressive lenses.	Yes/No	
Supports a wide range of lens sizes and shapes, including spherical and aspheric designs.	Yes/No	
Handles lenses with different base curves and thicknesses.	Yes/No	
Control System:		
Features an intuitive user interface for easy operation and programming.	Yes/No	
Allows for manual adjustment of groove parameters or selection of pre-programmed settings.	Yes/No	
Provides real-time feedback and monitoring of the grooving process.	Yes/No	
Safety Features:		



Automated Optical Lens Groover	Yes/No	Comment
Incorporates safety guards and sensors to prevent accidents and protect operators.	Yes/No	
Automatically shuts off in case of abnormal conditions or malfunctions.	Yes/No	
Complies with relevant safety standards and regulations.	Yes/No	
Integration Options:		
Compatible with digital lens processing systems for seamless integration into lab workflows.	Yes/No	
Offers connectivity options for data exchange and remote monitoring.	Yes/No	
Maintenance and Support:		
Requires minimal maintenance and routine cleaning to ensure optimal performance.	Yes/No	
Comprehensive technical support and training are provided for users.	Yes/No	
Availability of spare parts and service technicians for ongoing maintenance and repair.	Yes/No	
User's and service manual.	Yes/No	
The price includes installation and team training on-site.	Yes/No	
Date of manufacture of the machine not less than 2024	Yes/No	
References in Palestine are Attached to your offer	Yes/No	
10 years availability for spare parts	Yes/No	



Item #8: Manual Lensmeter with Ink:

3 years warranty, 10 years availability of spare parts.

Origin: Brand name USA, EURO, Japan

General Specifications:

- Designed for use in ophthalmology labs at medical faculties.
- Manual lensmeter with ink for precise measurement of lens power and alignment.

Lens Measurement:

- Measures lens power in diopters (D) with high accuracy.
- Determines cylindrical power, axis, and prism in prescription lenses.
- Provides clear and easy-to-read measurements for accurate lens assessment.

Ink Marking Feature:

- Equipped with an ink marking system for identifying optical center and axis alignment.
- Enables precise marking on lenses for accurate cutting and fitting into frames.
- Uses non-permanent ink that can be easily removed after marking.

Lens Compatibility:

- Compatible with single-vision, bifocal, and progressive lenses.
- Supports a wide range of lens materials, including plastic, polycarbonate, and glass.
- Handles lenses with different base curves and thicknesses.

Alignment Adjustment :

- Allows manual adjustment of lens alignment to ensure accurate measurements.
- Provides fine-tuning controls for axis alignment and prism correction.
- Ensures precise positioning of lenses for optimal visual performance.

Measurement Accuracy:

- Provides reliable and consistent measurements within specified tolerance limits.
- Calibration function for periodic accuracy checks and adjustments.
- Conforms to international standards for lensmeter accuracy and precision.

User Interface :

- Features a user-friendly interface with intuitive controls for easy operation.
- Clear and legible scale markings for quick and accurate readings.
- Ergonomic design for comfortable and efficient use during extended periods.

Durability and Maintenance:

- Constructed with durable materials for long-lasting performance and reliability.
- Requires minimal maintenance and routine calibration to ensure accuracy.
- Designed for easy cleaning and upkeep to maintain optimal functionality.



Integration Options:


- Compatible with digital lens processing systems for seamless integration into lab workflows.
- Offers connectivity options for data exchange and remote monitoring.

Safety Features:

- Incorporates safety guards and shields to protect users from potential hazards.
- Complies with relevant safety standards and regulations for ophthalmic equipment.
- ومتطلبات غير ذلك السعر يشمل التوريد والتركييب ويجب أن يتم توضيح جميع متطلبات التركييب في عرض السعر من ملحقات المورد ملزم بأية مصاريف أو أعمال يحتاجها الجهاز.

❖ *Kindly your offer will not be taken into consideration if you don't fill in the table below.*

Manual Lensmeter with Ink	Yes/No	Comment
Manufacture	Manufacture	
Model	Model	
Origin	Origin	
Delivery time	Delivery time	
3 years warranty	Yes/No	
General Specifications:		
Designed for use in ophthalmology labs at medical faculties.	Yes/No	
Manual lensmeter with ink for precise measurement of lens power and alignment.	Yes/No	
Lens Measurement:		
Measures lens power in diopters (D) with high accuracy.	Yes/No	
Determines cylindrical power, axis, and prism in prescription lenses.	Yes/No	
Provides clear and easy-to-read measurements for accurate lens assessment.	Yes/No	
Ink Marking Feature:		
Equipped with an ink marking system for identifying optical center and axis alignment.	Yes/No	
Enables precise marking on lenses for accurate cutting and fitting into frames.	Yes/No	
Uses non-permanent ink that can be easily removed after marking.	Yes/No	
Lens Compatibility:		
Compatible with single-vision, bifocal, and progressive lenses.	Yes/No	
Supports a wide range of lens materials, including plastic, polycarbonate, and glass.	Yes/No	
Handles lenses with different base curves and thicknesses.	Yes/No	



Manual Lensmeter with Ink	Yes/No	Comment
Alignment Adjustment :		
Allows manual adjustment of lens alignment to ensure accurate measurements.	Yes/No	
Provides fine-tuning controls for axis alignment and prism correction.	Yes/No	
Ensures precise positioning of lenses for optimal visual performance.	Yes/No	
Measurement Accuracy:		
Provides reliable and consistent measurements within specified tolerance limits.	Yes/No	
Calibration function for periodic accuracy checks and adjustments.	Yes/No	
Conforms to international standards for lensmeter accuracy and precision.	Yes/No	
User Interface :		
Features a user-friendly interface with intuitive controls for easy operation.	Yes/No	
Clear and legible scale markings for quick and accurate readings.	Yes/No	
Ergonomic design for comfortable and efficient use during extended periods.		
Durability and Maintenance:	Yes/No	
Constructed with durable materials for long-lasting performance and reliability.	Yes/No	
Requires minimal maintenance and routine calibration to ensure accuracy.	Yes/No	
Designed for easy cleaning and upkeep to maintain optimal functionality.	Yes/No	
Integration Options:		
Compatible with digital lens processing systems for seamless integration into lab workflows.	Yes/No	
Offers connectivity options for data exchange and remote monitoring.	Yes/No	
Safety Features:	Yes/No	
Incorporates safety guards and shields to protect users from potential hazards.	Yes/No	
Complies with relevant safety standards and regulations for ophthalmic equipment.	Yes/No	
Designed for easy cleaning and upkeep to maintain optimal functionality.	Yes/No	
User's and service manual.	Yes/No	
The price includes installation and team training on-site.	Yes/No	
Date of manufacture of the machine not less than 2024	Yes/No	
References in Palestine are Attached to your offer	Yes/No	
10 years availability for spare parts	Yes/No	



Item #9 Optical Lens Manual Column Drill:

3 years warranty, 10 years availability of spare parts.

Origin: Brand name USA, EURO, Japan.

- Designed for precision drilling of holes in optical lenses.
- Manual operation for precise control and accuracy.
- Column design provides stability and support during drilling.
- Adjustable drilling speed to accommodate various lens materials.
- Equipped with a durable drill chuck for secure lens fixation.
- Features depth control mechanism for consistent hole depth.
- Compact and space-saving design for lab efficiency.
- Suitable for drilling holes in plastic, polycarbonate, and glass lenses.
- Ergonomic handle for comfortable operation.
- Easy-to-use interface with intuitive controls.
- Requires minimal maintenance and upkeep.
- Complies with safety standards for ophthalmic equipment.

- السعر يشمل التوريد والتركيب ويجب أن يتم توضيح جميع متطلبات التركيب في عرض السعر من ملحقات ومتطلبات غير ذلك المورد ملزم بأية مصاريف أو أعمال يحتاجها الجهاز.

❖ Kindly your offer will not be taken into consideration if you don't fill in the table below.

Optical Lens Manual Column Drill	Yes/No	Comment
Manufacture	Manufacture	
Model	Model	
Origin	Origin	
Delivery time	Delivery time	
3 years warranty	Yes/No	
Designed for precision drilling of holes in optical lenses.		
Manual operation for precise control and accuracy.	Yes/No	
Column design provides stability and support during drilling.	Yes/No	
Adjustable drilling speed to accommodate various lens materials.		
Equipped with a durable drill chuck for secure lens fixation.	Yes/No	
Features depth control mechanism for consistent hole depth.	Yes/No	
Compact and space-saving design for lab efficiency.	Yes/No	
Suitable for drilling holes in plastic, polycarbonate, and glass lenses.		
Ergonomic handle for comfortable operation.	Yes/No	



Optical Lens Manual Column Drill	Yes/No	Comment
Easy-to-use interface with intuitive controls.	Yes/No	
Requires minimal maintenance and upkeep.	Yes/No	
Complies with safety standards for ophthalmic equipment.		
User's and service manual.	Yes/No	
The price includes installation and team training on-site.	Yes/No	
Date of manufacture of the machine not less than 2024	Yes/No	
References in Palestine are Attached to your offer	Yes/No	
10 years availability for spare parts	Yes/No	



Item #10 Optical Hand Edger:**Brand name.****3 years warranty, 10 years availability of spare parts.****Origin: USA, EURO, Japan**


- **Manual hand edger for shaping and beveling optical lenses.**
- **Equipped with high-quality grinding wheels for precise lens finishing.**
- **Adjustable angle and depth settings for customizable beveling.**
- **Compact and portable design for lab flexibility.**
- **Durable construction for long-term use.**
- **Smooth operation with ergonomic handle for comfortable handling.**
- **Compatible with various lens materials including plastic and glass.**
- **Efficient workflow with quick turnaround time.**
- **Easy-to-use interface for seamless operation.**
- **Includes safety features to prevent accidents during use.**
- **Complies with industry standards for optical equipment.**

- السعر يشمل التوريد والتركيب ويجب أن يتم توضيح جميع متطلبات التركيب في عرض السعر من ملحقات ومتطلبات.
- ❖ *Kindly your offer will not be taken into our consideration if you don't fill in the table below.*

Optical Hand Edger	Yes/No	Comment
Manufacture.	Manufacture	
Model.	Model	
Origin:	Origin	
Delivery time.	Weeks	
3 years Full warranty.	Yes/No	
Manual hand edger for shaping and beveling optical lenses.	Yes/No	
Equipped with high-quality grinding wheels for precise lens finishing.	Yes/No	
Adjustable angle and depth settings for customizable beveling.	Yes/No	
Compact and portable design for lab flexibility.	Yes/No	
Durable construction for long-term use.	Yes/No	
Smooth operation with ergonomic handle for comfortable handling.	Yes/No	
Compatible with various lens materials including plastic and glass.	Yes/No	
Efficient workflow with quick turnaround time.	Yes/No	
Easy-to-use interface for seamless operation.	Yes/No	
Includes safety features to prevent accidents during use.	Yes/No	



Optical Hand Edger	Yes/No	Comment
Complies with industry standards for optical equipment.	Yes/No	
Complete and Ready to use with all accessories.	Yes/No	
10 years availability for spare parts.	Yes/No	
Date of manufacture not less than 2024.	Yes/No	
في حال وجود أية قطعة ضرورية لتشغيل الجهاز غير موضحة يرجى ذكرها وتوضيحها في العرض غير ذلك تعتبر الشركة بتحمل وجود أية نواقص.	Yes/No	



Item #11 Optical Frames Heater:

3 years warranty, 10 years availability of spare parts.

Origin: Brand name USA, EURO, Japan

- Heating device specifically designed for adjusting and shaping optical frames.
 - Utilizes controlled heating to soften frames for easy adjustment.
 - Adjustable temperature settings for precise heating based on frame material.
 - Compact and portable design for convenient use in the lab.
 - Quick heating process for efficient workflow.
 - Compatible with various frame materials including plastic and metal.
 - Safe operation with built-in safety features to prevent overheating.
 - Easy-to-use interface for straightforward operation.
 - Durable construction for long-term reliability.
 - Complies with industry standards for optical equipment.
- ومتطلبات غير ذلك السعر يشمل التوريد والتركيب ويجب أن يتم توضيح جميع متطلبات التركيب في عرض السعر من ملحقات المورد ملزم بأية مصاريف أو أعمال يحتاجها الجهاز.

❖ Kindly your offer will not be taken into consideration if you don't fill in the table below.

Optical Frames Heater	Yes/No	Comment
Manufacture	Manufacture	
Model	Model	
Origin	Origin	
Delivery time	Delivery time	
3 years warranty	Yes/No	
Heating device specifically designed for adjusting and shaping optical frames.		
Utilizes controlled heating to soften frames for easy adjustment.	Yes/No	
Adjustable temperature settings for precise heating based on frame material.	Yes/No	
Compact and portable design for convenient use in the lab.		
Quick heating process for efficient workflow.	Yes/No	
Compatible with various frame materials including plastic and metal.	Yes/No	
Safe operation with built-in safety features to prevent overheating.	Yes/No	
Easy-to-use interface for straightforward operation.		
Durable construction for long-term reliability.	Yes/No	



Optical Frames Heater	Yes/No	Comment
Complies with industry standards for optical equipment.	Yes/No	
User's and service manual.	Yes/No	
The price includes installation and team training on-site.	Yes/No	
Date of manufacture of the machine not less than 2024	Yes/No	
References in Palestine are Attached to your offer	Yes/No	
10 years availability for spare parts	Yes/No	



Item #12 Digital Pupillometer-CRP:

3 years warranty, 10 years availability of spare parts.

Origin: Brand name USA, EURO, Japan

- Precise measurement of pupil diameter
- Advanced imaging technology
- High-resolution digital display
- Quick and accurate readings
- User-friendly interface
- Compact and portable design
- Compatible with ophthalmology lab requirements
- Reliable performance
- Easy to operate

- السعر يشمل التوريد والتركيب ويجب أن يتم توضيح جميع متطلبات التركيب في عرض السعر من ملحقات ومتطلبات غير ذلك المورد ملزم بأية مصاريف أو أعمال يحتاجها الجهاز.

❖ Kindly your offer will not be taken into consideration if you don't fill in the table below.

Digital Pupillometer-CRP	Yes/No	Comment
Manufacture	Manufacture	
Model	Model	
Origin	Origin	
Delivery time	Delivery time	
3 years warranty	Yes/No	
Precise measurement of pupil diameter		
Advanced imaging technology	Yes/No	
High-resolution digital display	Yes/No	
Quick and accurate readings		
User-friendly interface	Yes/No	
Compact and portable design	Yes/No	
Compatible with ophthalmology lab requirements	Yes/No	
Reliable performance		
Easy to operate	Yes/No	
Precise measurement of pupil diameter	Yes/No	
User's and service manual.	Yes/No	
The price includes installation and team training on-site.	Yes/No	
Date of manufacture of the machine not less than 2024	Yes/No	
References in Palestine are Attached to your offer	Yes/No	
10 years availability for spare parts	Yes/No	

